


Clamp with Linear Arm Movement grips all shapes and sizes

1. Powered Grip from 2000N actuators
2. Precision Powered Rotation from our own Worm Drive gearbox
3. 150 kg Powered Capacity
4. Stainless or Mild Steel construction
5. Standard Stroke 300mm.
6. Adjustable Arms give further range
7. Stainless Steel Construction
8. Not recommended for wet areas



Art No. FA1200


POWERED CLAMP

There are 3 lengths of arm:

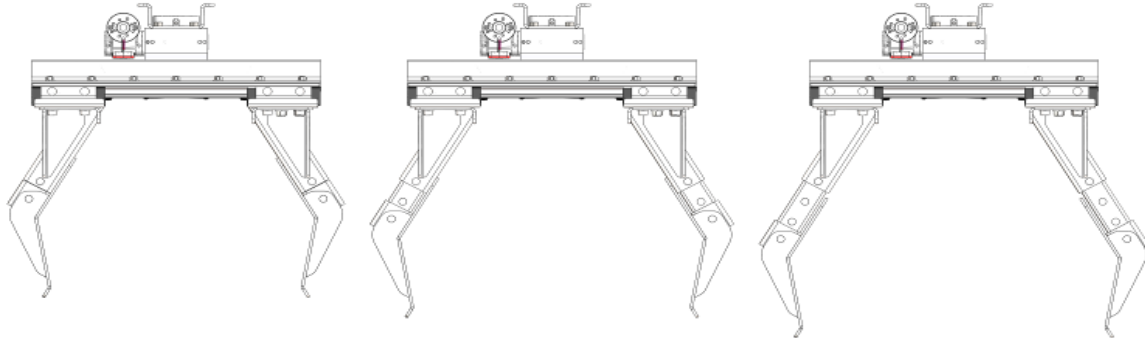
280mm

330mm

380mm

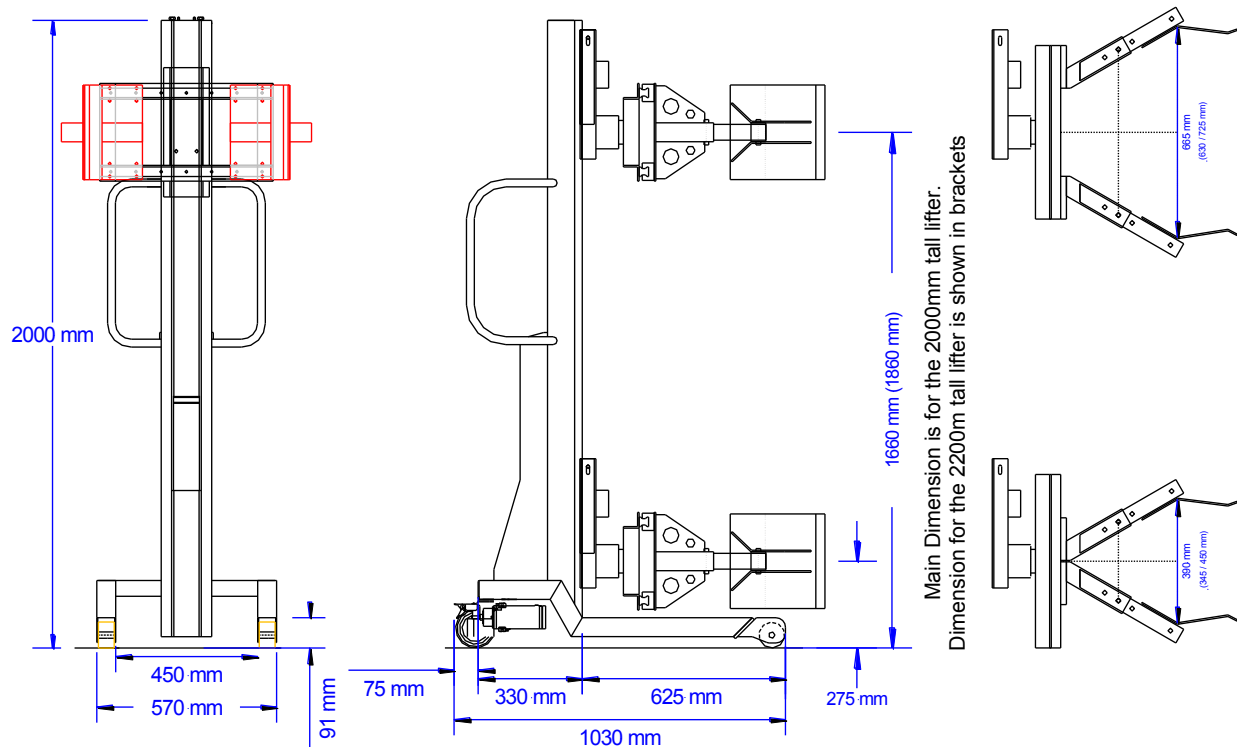


By changing the Pin position, each arm has 3 different positions:-



The Clamping Ranges for each Arm, in each of the 3 Pin Positions is shown in the table: The shortest Arm, gives positions 1-3, the middle Arm gives positions 2-4 and the longest, positions 3-5.

Position	Load centre	Max Load	Min Roll	Max Roll	Max Jaw opening
1	316mm	190kg	Ø250	Ø450	475mm
2	361mm	168kg	Ø300	Ø500	525mm
3	409mm	146kg	Ø350	Ø550	575mm
4	457mm	124kg	Ø400	Ø600	625mm
5	505mm	102kg	Ø450	Ø650	675mm



30-03-2013