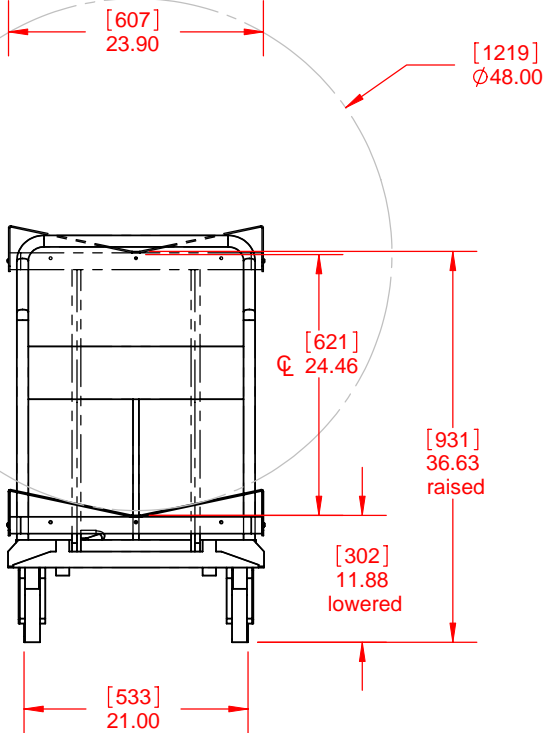


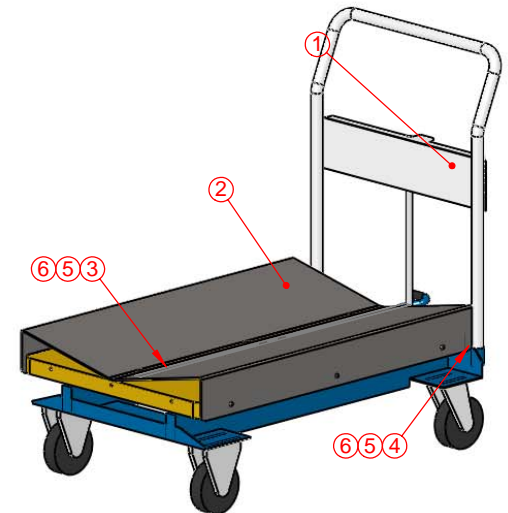
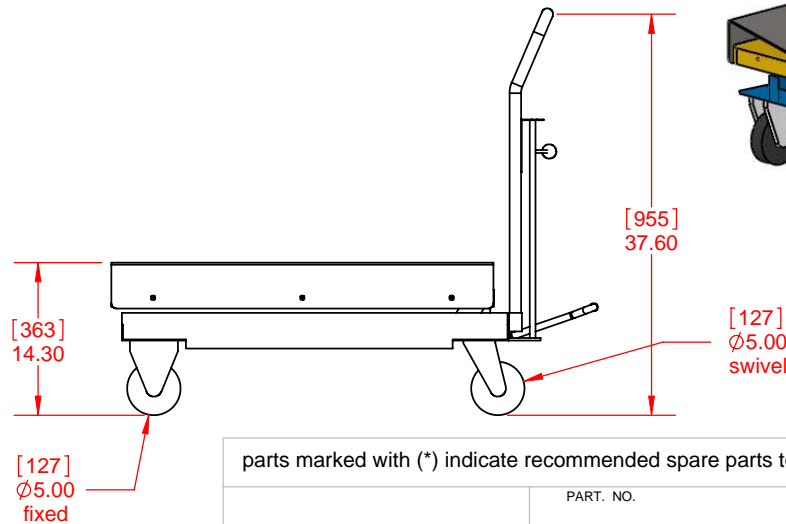
Max. Capacity: 1100 lbs (500 Kg)  
 Max Roll Width: 45" (1143 mm)  
 Max. Recommended Dia: 48" (1219 mm)  
 Caution: Roll must be center in cradle to avoid injury or damage.

Vertical Travel: 24.8" (630 mm)  
 Total foot strokes to elevate: 45  
 Max. Foot pedal force: 59.4 lbs  
 Urethane casters: 5"  
 Floor lock included

Note: distance from roll centerline to floor will vary with roll diameter.



Assembly Notes:  
 Transfer punch and drill M6 clearance holes at time of assembly using V-cradle as template centered on platform.  
 Use 17/64 drill for (9) clearance holes drilled thru cart platform on sides and top.



ITEM NO.	PART NUMBER	DESCRIPTION	QTY.
1	P-60081	1100lb hydraulic lift cart	1
2	E-208095R1	HRC-1100-PV0 V-Cradle Top	1
3	K040455	M6 x 1.0 x 12 Socket FCHS	2
4	P-10080	M6 x 1.0 x 12 SBHCS	6
5	K041118	M6 Lock Washer	9
6	K040721	Hex nut, Style 1, M6 x 1	9
7	P-10072	M6 x 1.0 x 16 Socket FCHS	1

parts marked with (\*) indicate recommended spare parts to be kept on hand, per unit

		PART. NO.	
SIZE	DO NOT SCALE DRAWING	UNIT WEIGHT (lb)	232.545
DRAWN BY	DESIGNED BY		DATE CREATED 9/8/2008
MODEL			DATE PRINTED 1/8/2009

REVISIONS			
REV.	DESCRIPTION	DATE	INITIALS