

Schlumpf Ergonomic Handling Systems



**LIFT · TURN · TRANSPORT · LOAD · UNLOAD
· STACK · STORE · PACKAGE · PALLETIZE**



- **Low Cost**
- **Modular Design**
- **Simple Function**
- **Made In U.S.A.**
- **Safe, Easy and Economical**

ERT-350 electric roll handling machines make lifting, turning and transporting rolls of all types with weights to 350 lbs (159 kg) safe and easy.

The **ERT-350** has quiet, high-speed electric actuators powering the turning function which has the capability of completing the full radius in 8 to 10 seconds. The 2 station push button switch is mounted within a small, hand held pendant for the operators convenience.

The **ERT-350** utilizes Schlumpf's Universal Mandrels which are available for most core sizes. Simply insert the mandrel into the core and lift the roll. The mandrel grips the core with minimal damage. A quick-change mandrel holder allows fast core size changes without any tools.

"Back Injuries - Nations Number One Workplace Safety Problem." The U.S. Department of Labor reports that more than one million workers suffer back injuries in the U.S. each year, costing industry billions of dollars on top of the pain and suffering borne by employees. Schlumpf Ergonomic Handling Systems will minimize or eliminate the risk of operator injury and maximize productivity and profits.

ERT-350 Electric Roll Turner

Standard Features:

High speed turning mechanism.
Handles a wide range of roll sizes and weights.
Easy to position and control.
Rugged steel construction.
Modular design.
Made in U.S.A.

Specifications:

Max Roll Width: 33" (838.2 mm)
Max Roll O.D.: 36" (914.4 mm)
Max Roll Weight: 350 lbs (159 kg)
Paper cores with 3" or 6" I.D.
Power Source: 115 volt AC
Operator Interface: Hand held pendant with horizontal/vertical switches.
Machine Weight: 140 lbs (64 kg)

Options & Accessories:

Single or 2 speed Hoist Controls.
Handle Bar
Anti-telescope Attachment
Expanding mandrels 3" (76 mm) to 12" (304.8 mm)
Pneumatic mandrel retract with switching
Anti-telescoping attachment with manual clamp
Anti-telescoping attachment with pneumatic clamp
Custom configurations available

Minimize Risk. Maximize Profits!

Distributed By:

Specifications and dimensions subject to changes without notice.
Consult Schlumpf for current drawings! Published 04-2005.



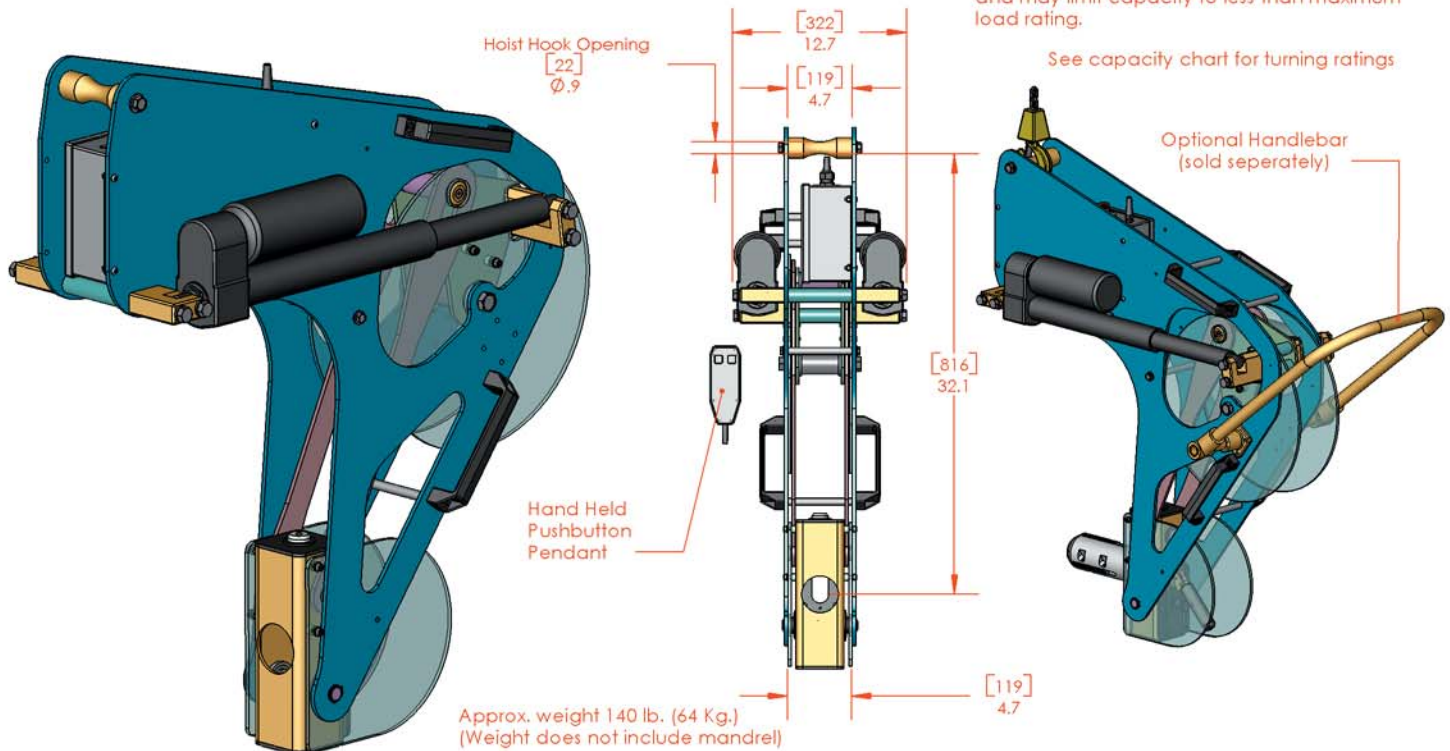
*Upon Request

-Dimensions subject to change
-Custom configurations available

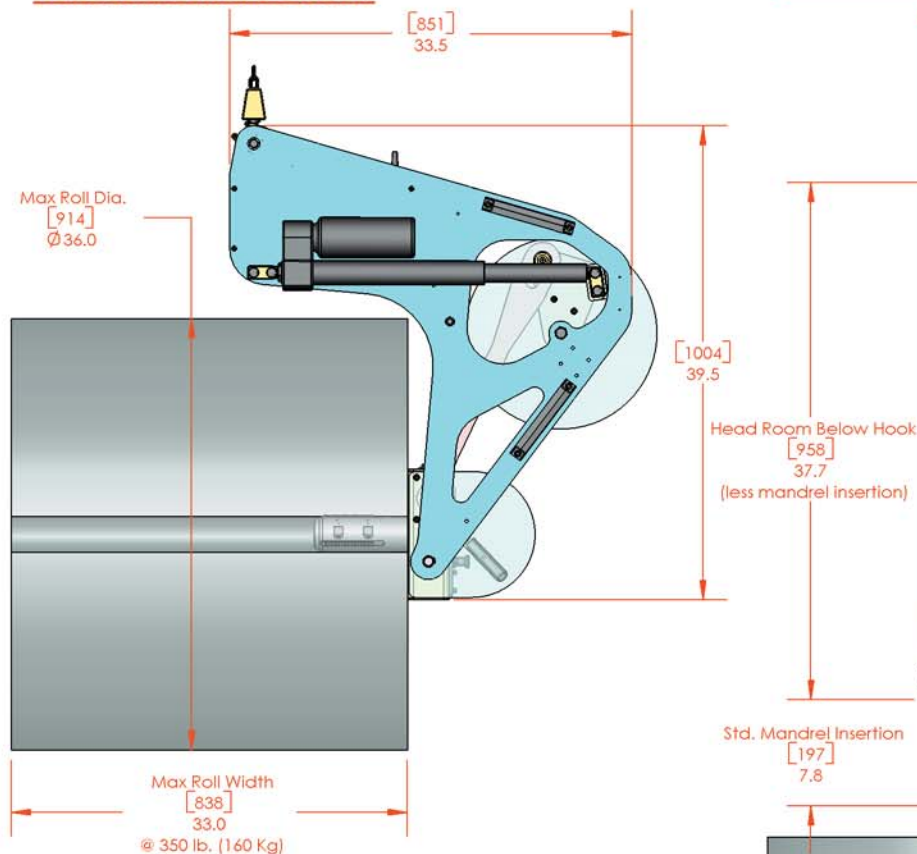
ERT-350 accepts interchangeable
Lifting accessories to handle a variety of products.
See mandrel and tooling options page for details

The ERT-350 is an electric powered roll turner and
has a maximum load rating of 350lb (160kg).
Specific machine capacity is determined using
the roll weight and dimensions for each application
and may limit capacity to less than maximum
load rating.

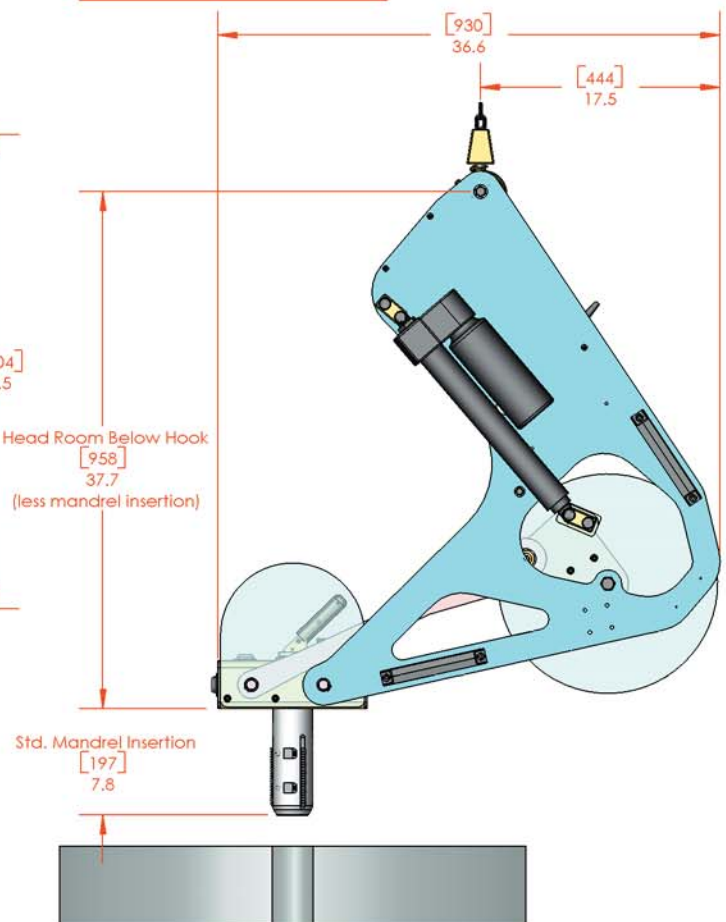
See capacity chart for turning ratings



Roll Horizontal Position



Roll Vertical Position



**ERT-350 Capacity
to Turn Completely Vertical & Horizontal**

