


# Schlumpf Ergonomic Handling Systems



**LIFT · TURN · TRANSPORT · LOAD · UNLOAD  
· STACK · STORE · PACKAGE · PALLETIZE**



## Standard Features:

High speed turning mechanism  
Handles a wide range of roll sizes and weights  
Easy to position and control  
Custom configurations available  
Rugged steel construction  
Modular design  
Made in U.S.A.

## Specifications:

Max Roll Width: 60" (1500 mm)  
Max Roll O.D.: 48" (1200 mm)  
Max Roll Weight: 2,000 lbs (906 kg)  
Paper, Metal or Plastic Cores  
Power Source: 220-240 VAC x 3  
Operator Interface: Hand held pendant  
Machine Weight: 600 lbs (272 kg)

- Lift And Turn Large Rolls
- Turn To Precise Horizontal & Vertical Posiitons
- Simple, User Friendly Design
- Fast & Easy To Use

**ERT-1000/2000** electric roll handling machines make lifting, turning and transporting rolls of all types with weights to 2,000 lbs (906 kg) fast, safe and easy.

The **ERT-1000/2000** has quiet, high-speed electric actuators, powering a complete turn 15 seconds or less. The hoist point is also driven to perfectly balance the load, as well as to ease the loading and unloading process.

When loading or unloading, drive the hoist point and the turner until visual indicator lights tell the operator to stop. The unit is then positioned for easy extration or insertion of the expanding mandrel. All functions are controlled by a small, handheld pendant for operator convenience.

Schlumpf's Universal Expanding Mandrels are available for all sizes and types. Simply insert the mandrel into the core and lift. The mandrel expands automatically. The mandrel grips the core with minimal damage. A quick-change mandrel holder allows fast core size changes without tools. An optional remote retract adds operation convenience and speed.

"Back Injuries - Nations Number One Workplace Safety Problem." The U.S. Department of Labor reports that more than one million workers suffer back injuries in the U.S. each year, costing industry billions of dollars on top of the pain and suffering borne by employees. Schlumpf Ergonomic Handling Systems will minimize or eliminate the risk of operator injury and maximize productivity and profits.

## Options & Accessories:

Single or 2 speed hoist controls  
Adjustable handle bar  
Expanding mandrels 3" (76 mm) to 12" (304.8 mm)  
Pneumatic or Electric mandrel retract with switching  
Anti-telescoping attachment with manual clamp  
Anti-telescoping attachment with pneumatic clamp  
Custom configurations available

**ERT-1000/2000 Electric Roll Turner**

**Problem Solved**

Distributed By:

Specifications and dimensions subject to changes without notice.  
Consult Schlumpf for current drawings! Published 01-2007.



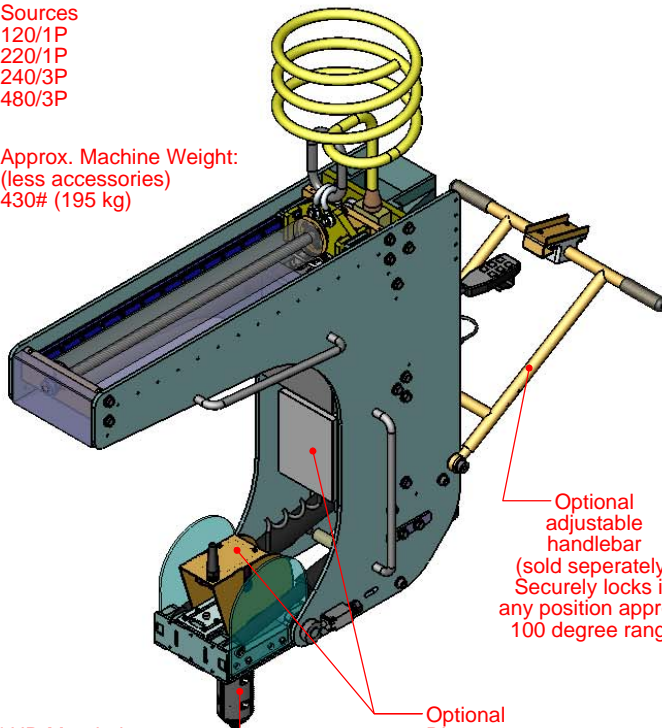
\*Upon Request

-Dimensions subject to change  
 -Custom configurations available

ERT-1000 accepts interchangeable  
 Lifting accessories to handle a variety of products.  
 See mandrel and tooling options page for details

Optional  
 Power  
 Sources  
 120/1P  
 220/1P  
 240/3P  
 480/3P

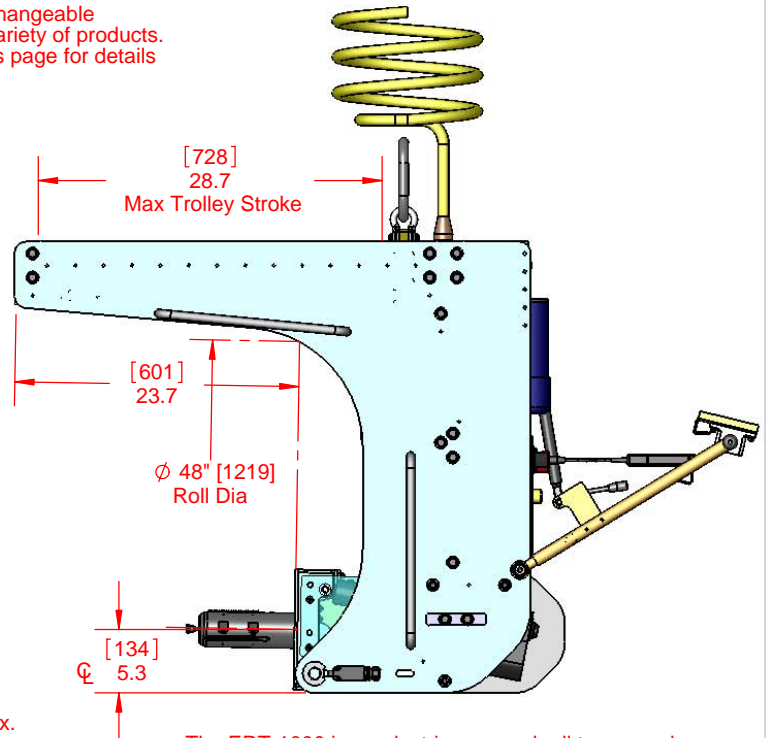
Approx. Machine Weight:  
 (less accessories)  
 430# (195 kg)



Optional  
 adjustable  
 handlebar  
 (sold separately)  
 Securely locks in  
 any position approx.  
 100 degree range

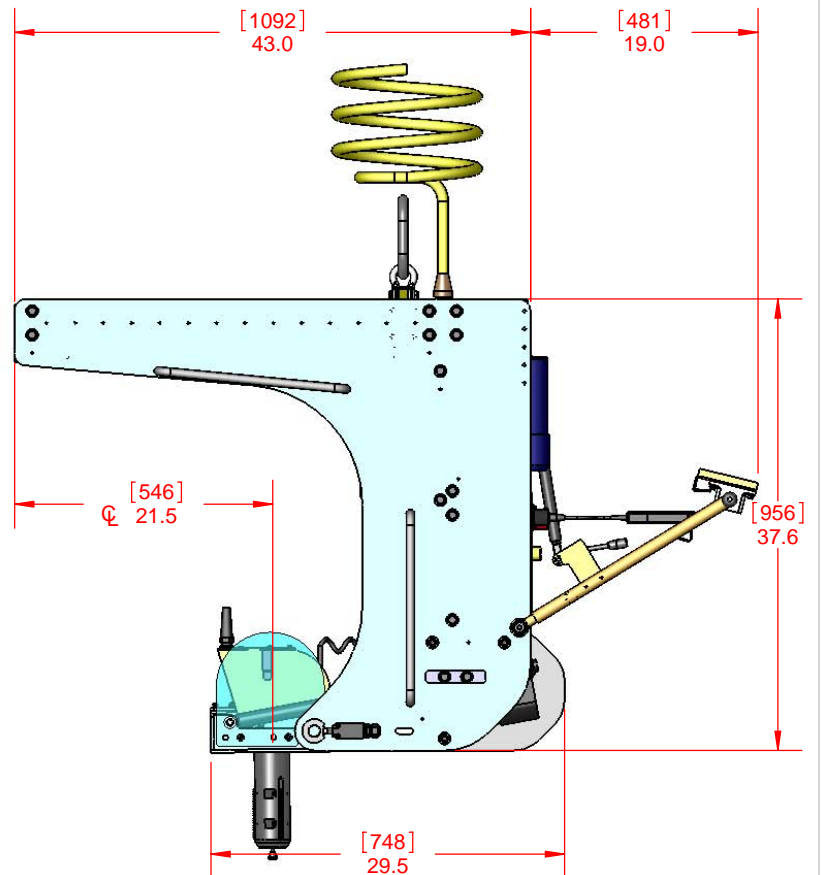
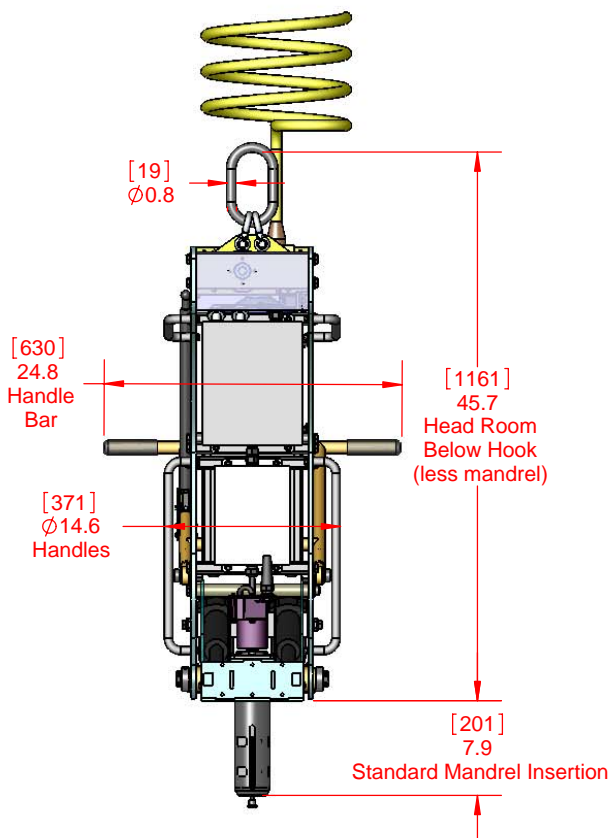
3" HD Mandrel  
 (heavy duty required  
 for large rolls, consult  
 Schlumpf)  
 Sold separately

Optional  
 Direct mount  
 electric remote retract  
 Sold separately



The ERT-1000 is an electric powered roll turner and has a maximum load rating of 2000 lb (910 kg). Specific machine capacity is determined using the roll weight and dimensions for each application and may limit capacity to less than maximum load rating. See capacity chart

Max Capacity: 2000# @ 24" wide roll  
 1500# @ 36" wide roll  
 1000# @ 48" wide roll



### ERT-1000 capacity chart

